



Q1 2024

Zeep Insights

QUARTERLY LOCUM UPDATE

www.zeepmedical.com.au

Locum • Perm • Easy

Content

| | |
|------------------------------|----|
| Market Analysis | 00 |
| Anaesthetics | 01 |
| DMS | 02 |
| Emergency Medicine | 03 |
| Intensive Care | 04 |
| Medicine | 05 |
| Obstetrics & Gynaecology | 06 |
| Paediatrics | 07 |
| Psychiatry | 08 |
| Rural & Remote | 09 |
| Surgery | 10 |
| The Overall Trend - Pay Rate | 11 |
| The Overall Trend - Jobs | 12 |

Market Analysis

The trends of locuming



Joe Ruttle
General Manager

The onset of the year has witnessed a decline in the volume of available locum positions. While a proportion of this reduction can be attributed to the seasonal fluctuations in locum demands during the Christmas and New Year period, as well as the influx of recently qualified doctors and those progressing their careers in a new hospital year, a significant contributing factor is the notable increase in the number of AHPRA registered doctors. In a year-on-year comparison, the AHPRA registration statistics reveal a noteworthy surge of over 6.5% in the doctor population.

Furthermore, our data analysis indicates a marginal decrease in the remuneration rates offered by hospitals. However, we are yet to understand how the recent reduction on locum requirements will affect the locum rate going forward, especially as we bounce off the seasonal lows towards peak demand during winter.

Budgetary constraints have become increasingly prevalent in hospitals when determining remuneration, influencing their choices in selecting doctors for locum positions. Unlike the trends observed in 2023, doctors expressing a preference for rates higher than those offered are now being overlooked. Additionally, there is a discernible trend of doctors adjusting their rate expectations downwards in cases where their preferences regarding rate and location align, reflecting a strategic approach to securing locum opportunities in an intensifying competitive landscape.

As we navigate these shifts in the locum market, it becomes imperative for locum doctors to adapt to the evolving dynamics and consider strategic adjustments in their preferences and expectations.

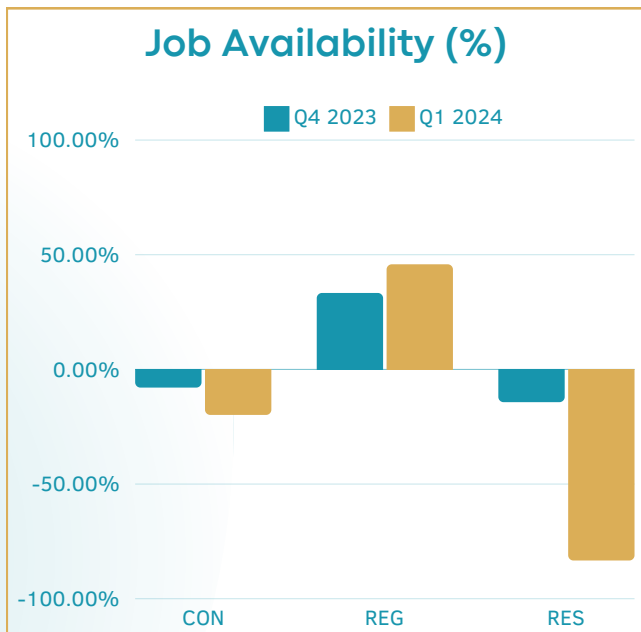
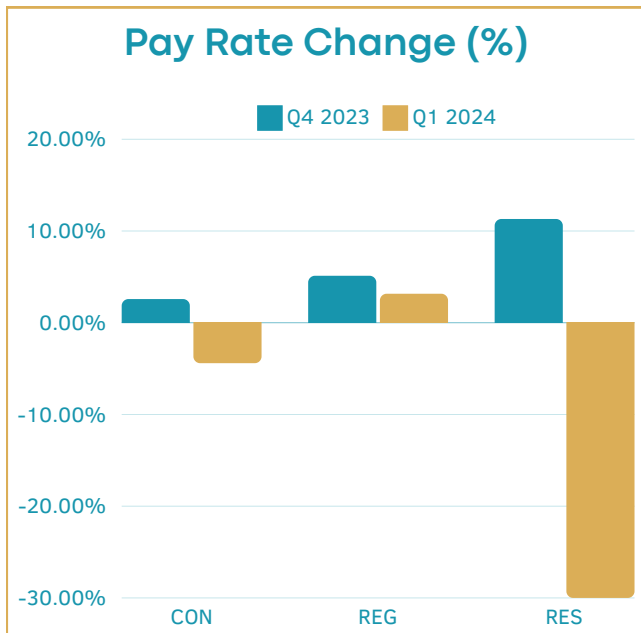
The data contained in this document is compiled from information sent to ZeeP from hospitals, therefore the information is indicative only and ZeeP makes no guarantees on the accuracy. All daily rates are an average of 8 hours worked.

ZeeP Medical makes no warranty, representation or statement, express or implied, with respect to the accuracy, availability, completeness or usefulness of the information, contained herein, shall not have any legal liability or responsibility for any loss, damage which may result, whether directly or indirectly, from the supply or use of such information.

Anaesthetics

MOST IN DEMAND HOSPITALS!

- Broken Hill Base Hospital
- Mildura Private Hospital
- Leongatha Hospital



CONSULTANT

HIGHEST RATE

\$3,750

AVERAGE RATE

\$2,824

REGISTRAR

HIGHEST RATE

\$2,000

AVERAGE RATE

\$1,523

RESIDENT

HIGHEST RATE

\$1,200

AVERAGE RATE

\$960

Director of Medical Services

MOST IN DEMAND HOSPITALS!

- Illawarra Shoalhaven Local Health District
- Hervey Bay Hospital

Pay Rate Change (%)

-12.34%

Job Availability (%)

-33.33%

DMS

HIGHEST RATE

AVERAGE RATE

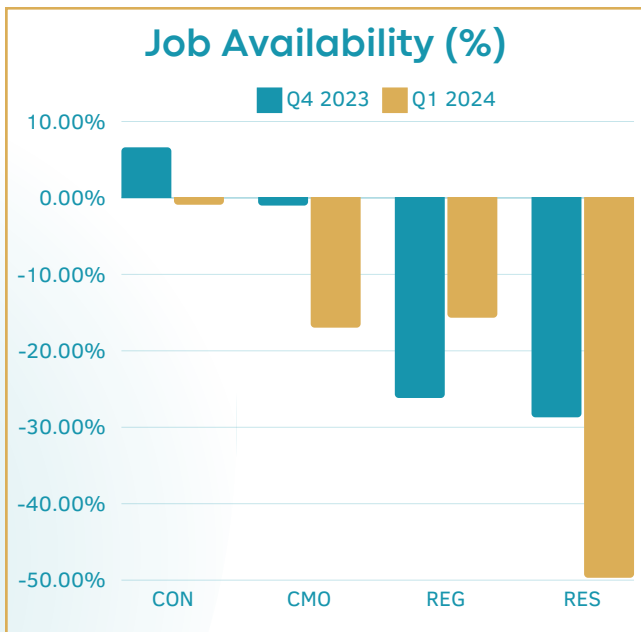
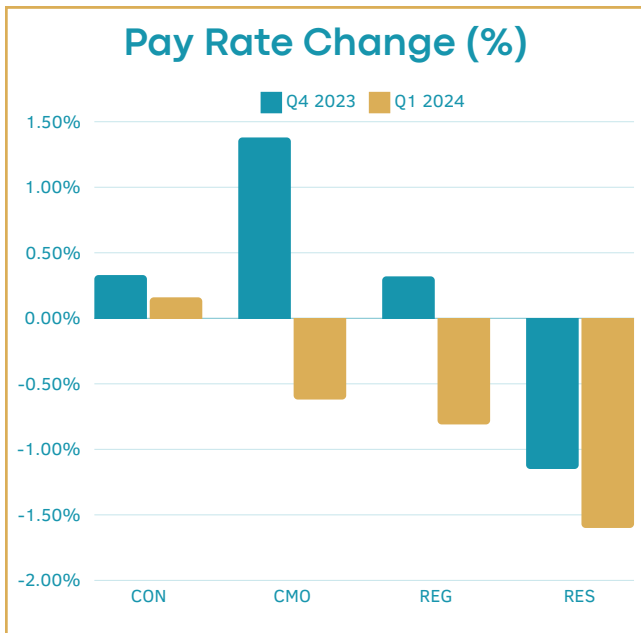
\$2,500

\$2,250

Emergency Medicine

MOST IN DEMAND HOSPITALS!

- Launceston General Hospital
- Hedland Health Campus
- Moree Hospital



CONSULTANT

HIGHEST RATE

AVERAGE RATE

\$3,500

\$2,573

CMO

HIGHEST RATE

AVERAGE RATE

\$3,000

\$1,700

REGISTRAR

HIGHEST RATE

AVERAGE RATE

\$2,400

\$1,384

RESIDENT

HIGHEST RATE

AVERAGE RATE

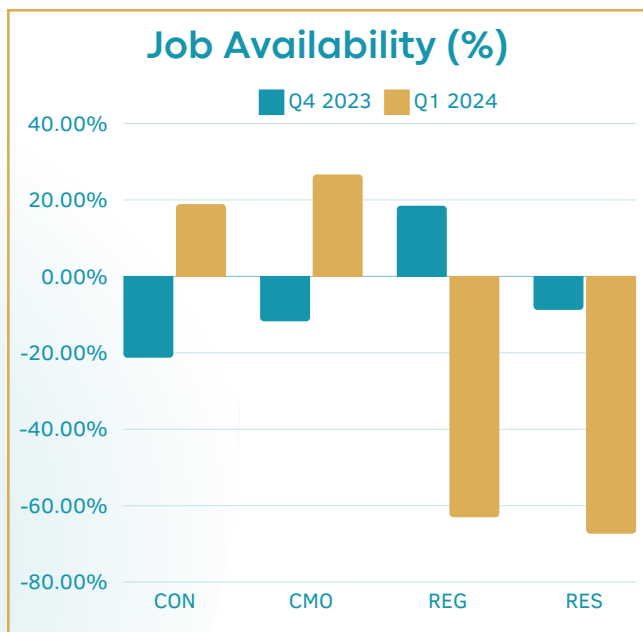
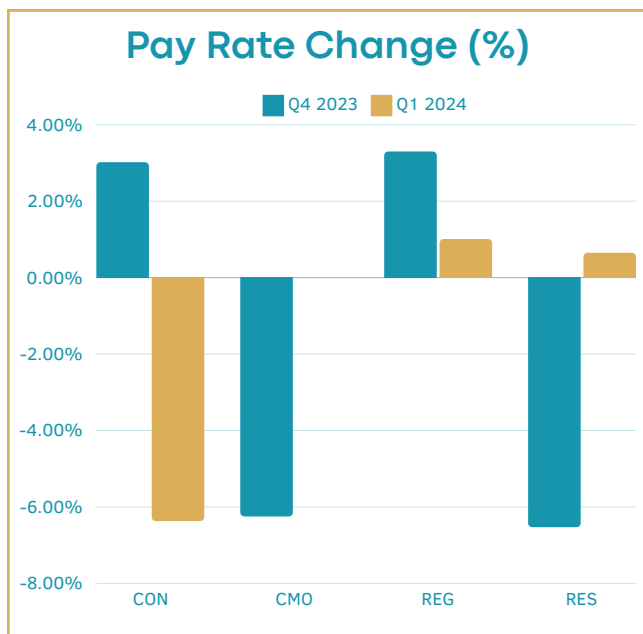
\$1,880

\$1,084

Intensive Care

MOST IN DEMAND HOSPITALS!

- Latrobe Regional Hospital
- North West Regional Hospital
- Manning Hospital



CONSULTANT

HIGHEST RATE

AVERAGE RATE

\$3,000

\$2,433

CMO

HIGHEST RATE

AVERAGE RATE

\$1,500

\$1,200

REGISTRAR

HIGHEST RATE

AVERAGE RATE

\$2,000

\$1,430

RESIDENT

HIGHEST RATE

AVERAGE RATE

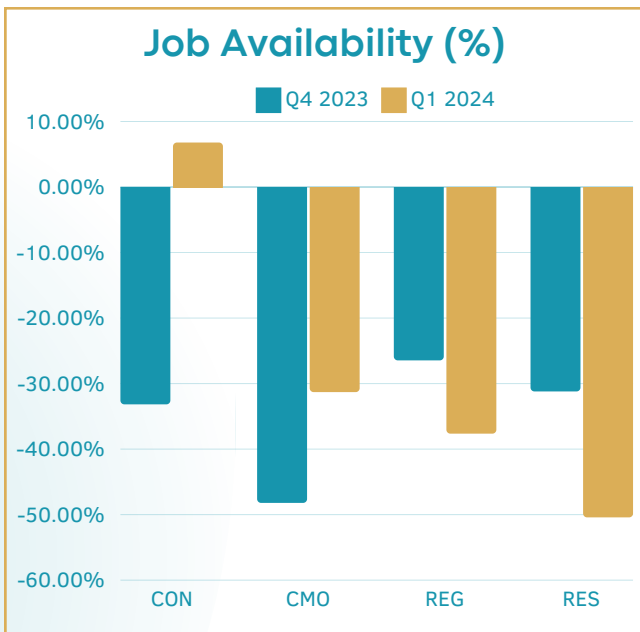
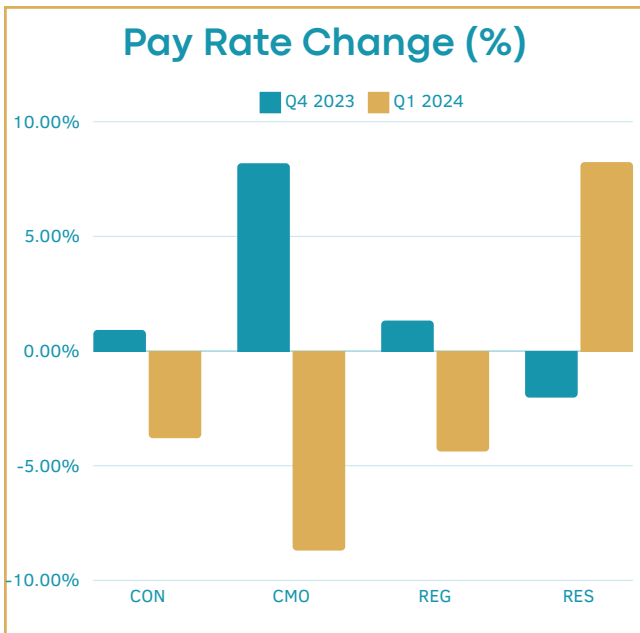
\$1,520

\$993

Medicine

MOST IN DEMAND HOSPITALS!

- Kalgoorlie Health Campus
- Dubbo Hospital
- Broken Hill Base Hospital



CONSULTANT

| HIGHEST RATE | AVERAGE RATE |
|--------------|--------------|
| \$4,000 | \$2,253 |

CMO

| HIGHEST RATE | AVERAGE RATE |
|--------------|--------------|
| \$1,600 | \$1,182 |

REGISTRAR

| HIGHEST RATE | AVERAGE RATE |
|--------------|--------------|
| \$2,000 | \$1,250 |

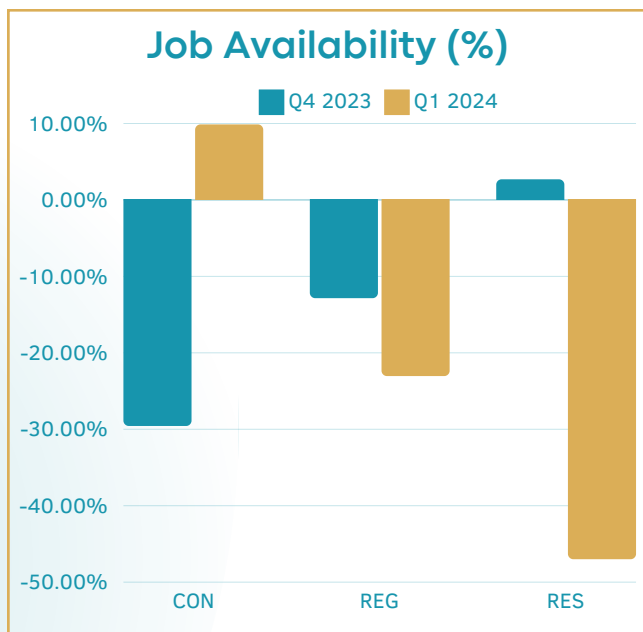
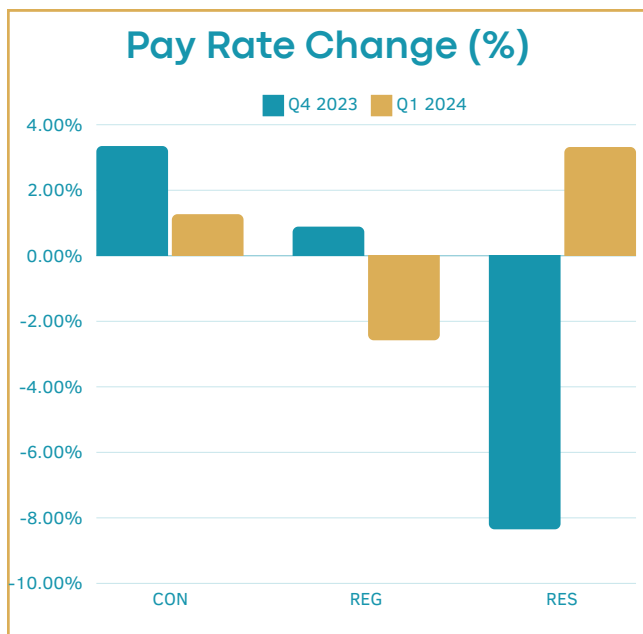
RESIDENT

| HIGHEST RATE | AVERAGE RATE |
|--------------|--------------|
| \$1,760 | \$1,053 |

Obstetrics & Gynaecology

MOST IN DEMAND HOSPITALS!

- Launceston General Hospital
- Moruya Hospital
- Wimmera Base Hospital



CONSULTANT

| HIGHEST RATE | AVERAGE RATE |
|--------------|--------------|
| \$4,000 | \$2,805 |

REGISTRAR

| HIGHEST RATE | AVERAGE RATE |
|--------------|--------------|
| \$2,300 | \$1,470 |

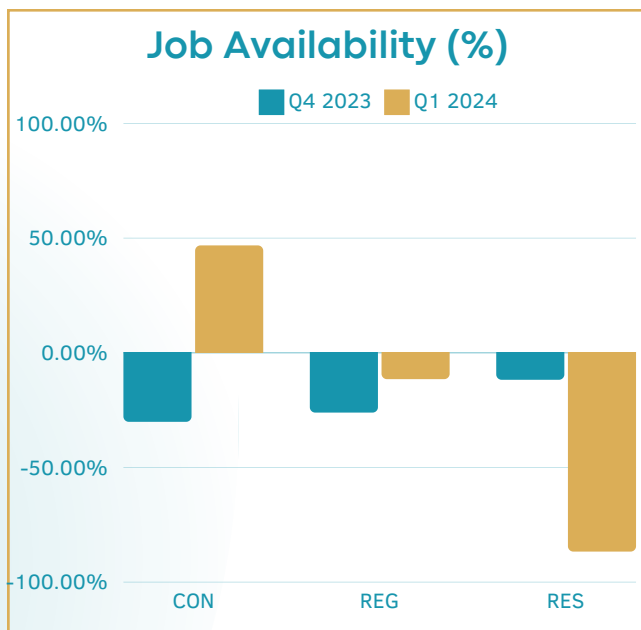
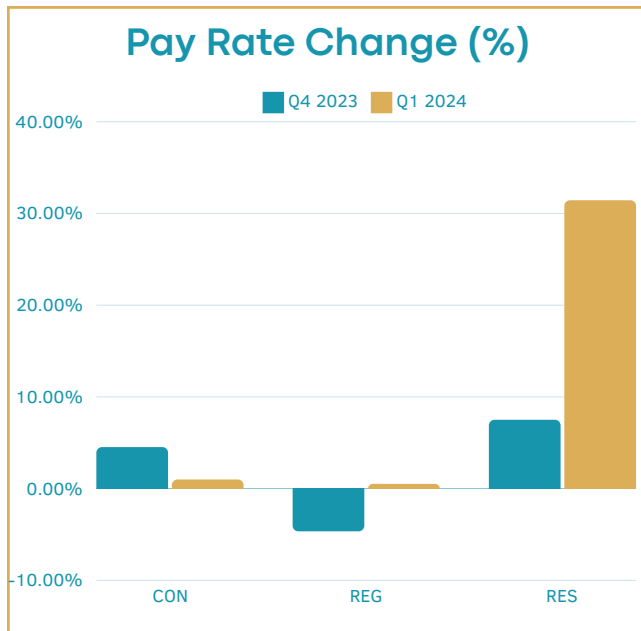
RESIDENT

| HIGHEST RATE | AVERAGE RATE |
|--------------|--------------|
| \$1,440 | \$1,142 |

Paediatrics

MOST IN DEMAND HOSPITALS!

- John Hunter Hospital
- Broken Hill Base Hospital
- Wimmera Base Hospital



CONSULTANT

| HIGHEST RATE | AVERAGE RATE |
|--------------|--------------|
| \$4,000 | \$2,633 |

REGISTRAR

| HIGHEST RATE | AVERAGE RATE |
|--------------|--------------|
| \$2,233 | \$1,304 |

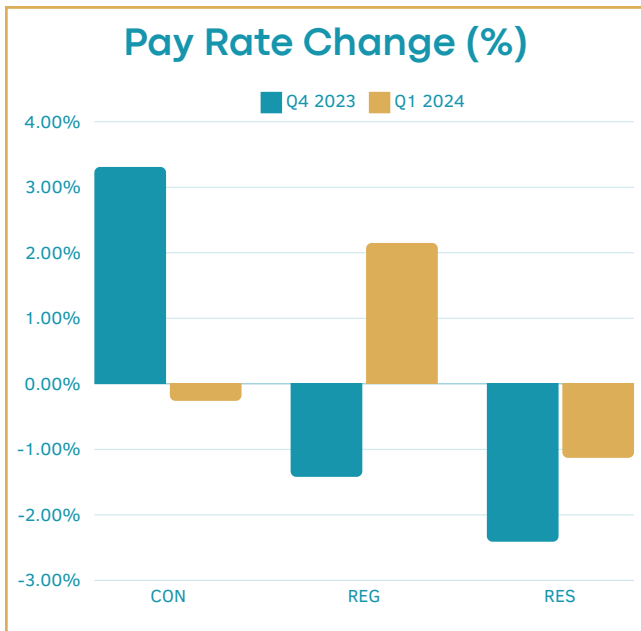
RESIDENT

| HIGHEST RATE | AVERAGE RATE |
|--------------|--------------|
| \$1,520 | \$1,360 |

Psychiatry

MOST IN DEMAND HOSPITALS!

- Port Macquarie Base Hospital
- Logan Hospital
- Illawarra Shoalhaven Local Health District

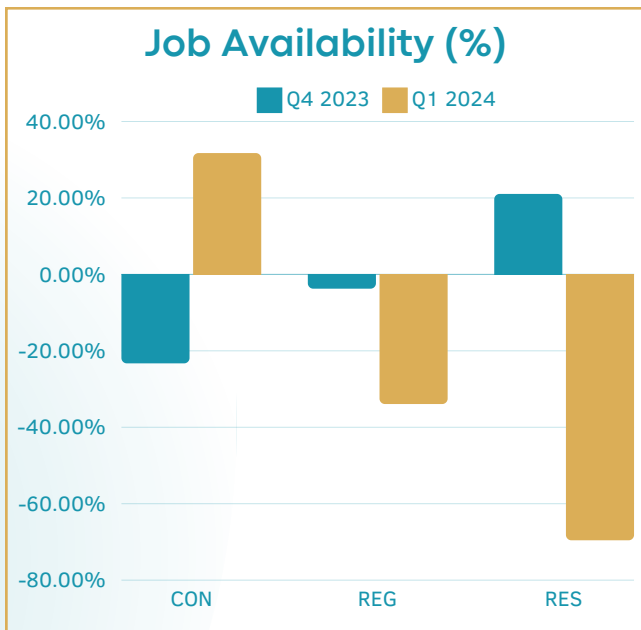


CONSULTANT

| HIGHEST RATE | AVERAGE RATE |
|--------------|--------------|
| \$3,000 | \$2,480 |

REGISTRAR

| HIGHEST RATE | AVERAGE RATE |
|--------------|--------------|
| \$2,000 | \$1,305 |



RESIDENT

| HIGHEST RATE | AVERAGE RATE |
|--------------|--------------|
| \$1,200 | \$995 |

Rural and Remote

MOST IN DEMAND HOSPITALS!

- Armidale Hospital
- Carnarvon Hospital
- Mersey Community Hospital

Pay Rate Change (%)

-1.42%

Job Availability (%)

+38.89%

CONSULTANT

HIGHEST RATE

AVERAGE RATE

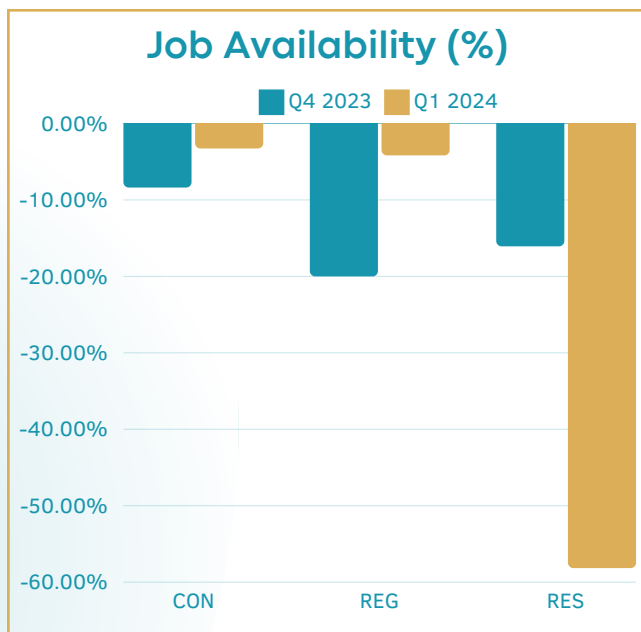
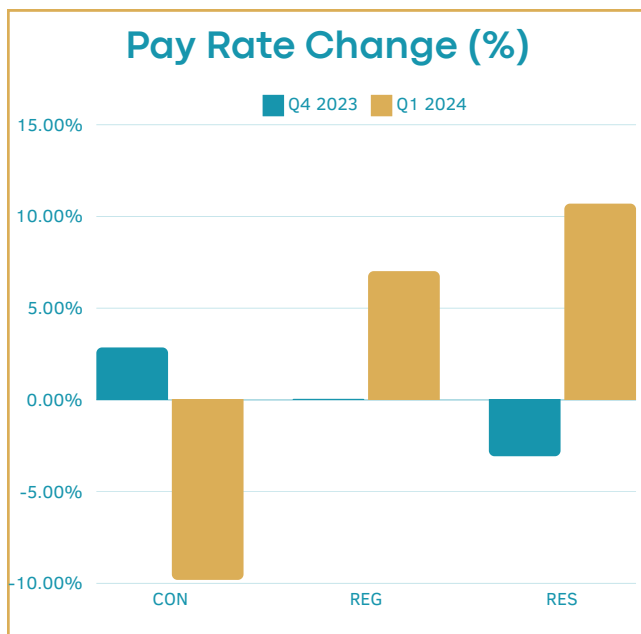
\$3,115

\$2,356

Surgery

MOST IN DEMAND HOSPITALS!

- LaTrobe
- Illawarra Shoalhaven Local Health District
- Townsville University Hospital



CONSULTANT

| HIGHEST RATE | AVERAGE RATE |
|--------------|--------------|
| \$3,500 | \$2,343 |

REGISTRAR

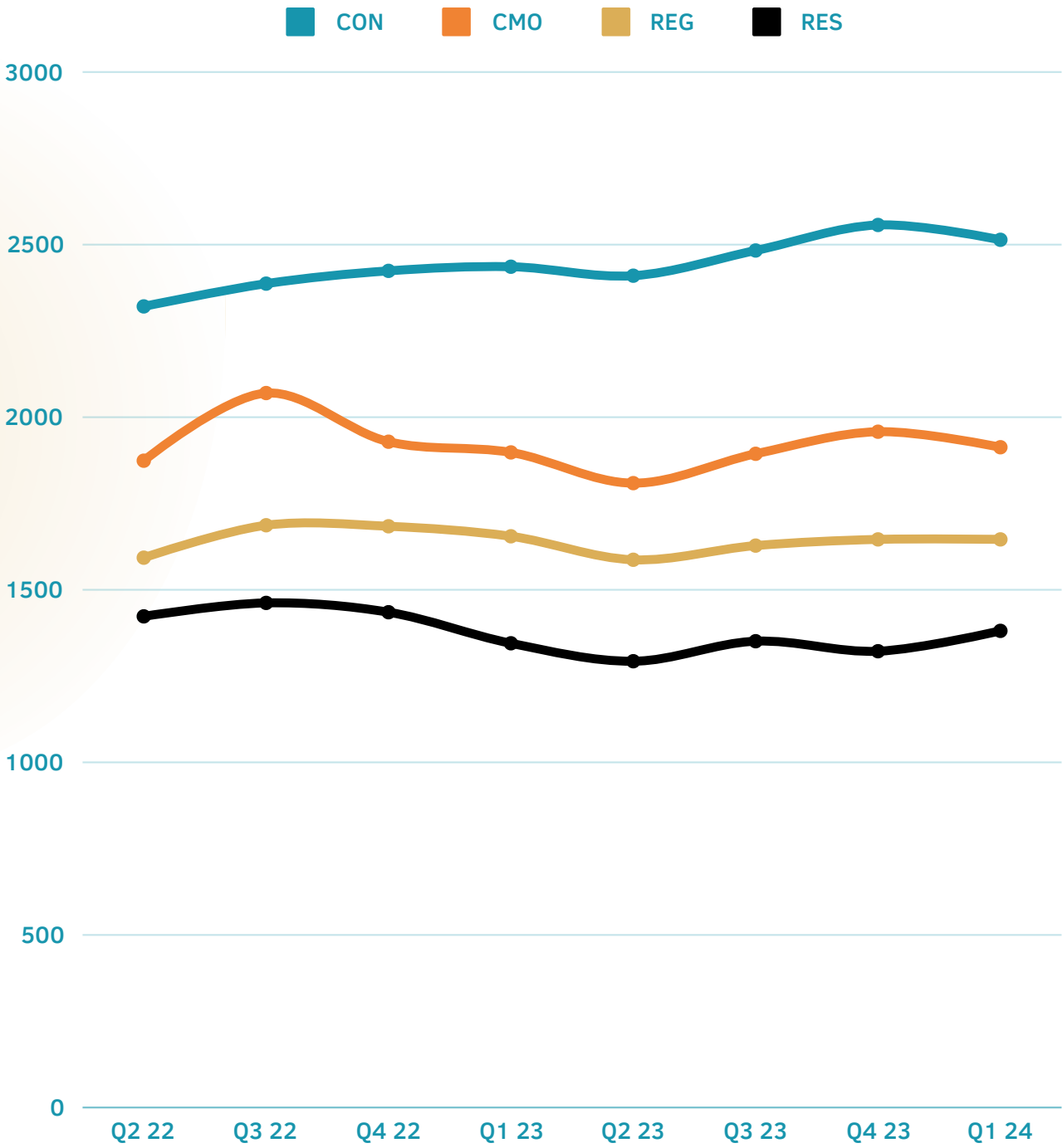
| HIGHEST RATE | AVERAGE RATE |
|--------------|--------------|
| \$2,240 | \$1,321 |

RESIDENT

| HIGHEST RATE | AVERAGE RATE |
|--------------|--------------|
| \$1,368 | \$1,027 |

The Overall Trend

Pay Rate



The Overall Trend

Jobs

