



Q2 2024

Zeep Insights

QUARTERLY LOCUM UPDATE

www.zeepmedical.com.au

Locum • Perm • Easy

Content

Market Analysis	00
Anaesthetics	01
DMS	02
Emergency Medicine	03
Intensive Care	04
Medicine	05
Obstetrics & Gynaecology	06
Paediatrics	07
Psychiatry	08
Rural & Remote	09
Surgery	10
The Overall Trend - Pay Rate	11
The Overall Trend - Jobs	12

Market Analysis

The trends of locuming



Joe Ruttle
General Manager

This quarter, we observed the anticipated seasonal increase in job availability, though the rise was more subdued compared to previous years we saw an increase of 6.62%. This moderation is attributed to the influx of AHPRA-registered doctors in Australia, which has resulted in a prolonged softening of the market.

Overall, rates have largely stabilised across all grades and specialties with a subtle drop of 0.3% in rates. Notably, Emergency Medicine and Psychiatry Registrars continue to perform exceptionally well. Some hospital and state budgets are again in highlight, with pressures on locum rates resulting in doctors opting to seek opportunities in other hospitals and states, pursuing higher rates elsewhere. We are now witnessing a renewed increase in rates with those hospitals needing to attract the necessary medical professionals.

July marks our seventh anniversary, and I want to extend my heartfelt thanks to all the Zeep Peep, doctors, and hospitals we have collaborated with over these years. With doctors having completed over 100,000 days of work, we are confident that the Zeep community has made a significant impact on the patients and communities we support.

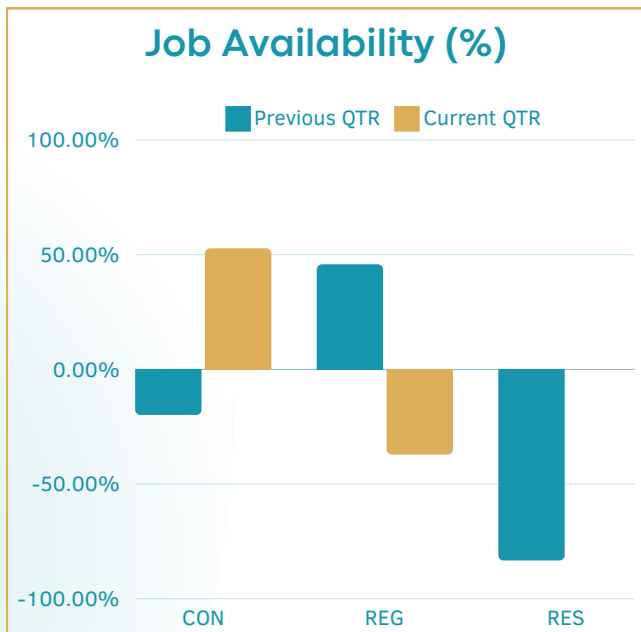
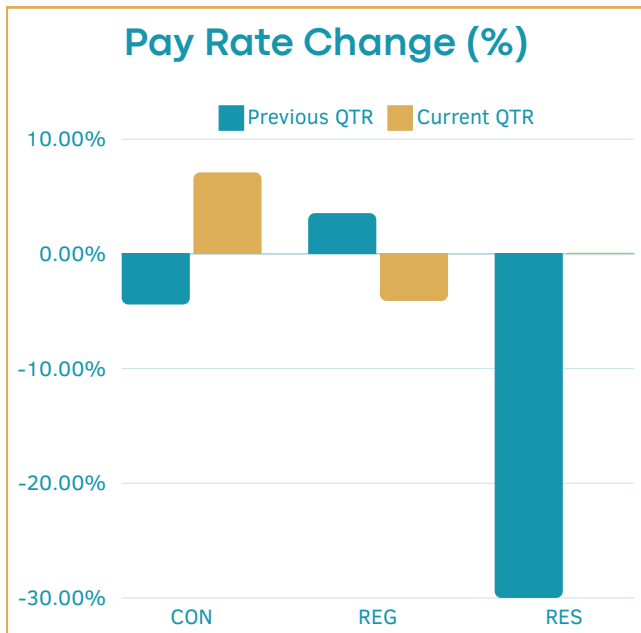
The data contained in this document is compiled from information sent to Zeep from hospitals, therefore the information is indicative only and Zeep makes no guarantees on the accuracy. All daily rates are an average of 8 hours worked.

Zeep Medical makes no warranty, representation or statement, express or implied, with respect to the accuracy, availability, completeness or usefulness of the information, contained herein, shall not have any legal liability or responsibility for any loss, damage which may result, whether directly or indirectly, from the supply or use of such information.

Anaesthetics

MOST IN DEMAND HOSPITALS

- Dubbo Hospital
- Hawkesbury Hospital
- Bathurst Health Service



CONSULTANT

HIGHEST RATE	AVERAGE RATE
\$4,500	\$3,024

REGISTRAR

HIGHEST RATE	AVERAGE RATE
\$2,500	\$1,460

RESIDENT

HIGHEST RATE	AVERAGE RATE
\$1,200	\$960

Director of Medical Services

MOST IN DEMAND HOSPITALS

- Illawarra Shoalhaven Local Health District
- Broken Hill Base Hospital
- Cairns Base Hospital

Pay Rate Change (%)

+1.02%

Job Availability (%)

+200%

DMS

HIGHEST RATE

AVERAGE RATE

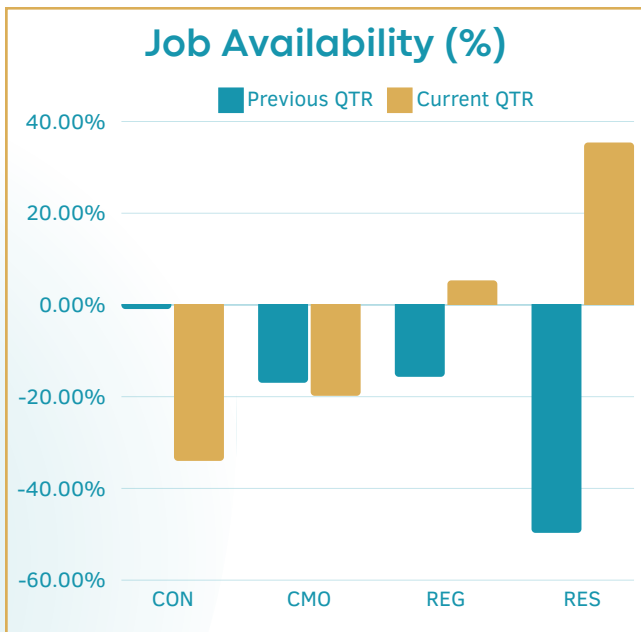
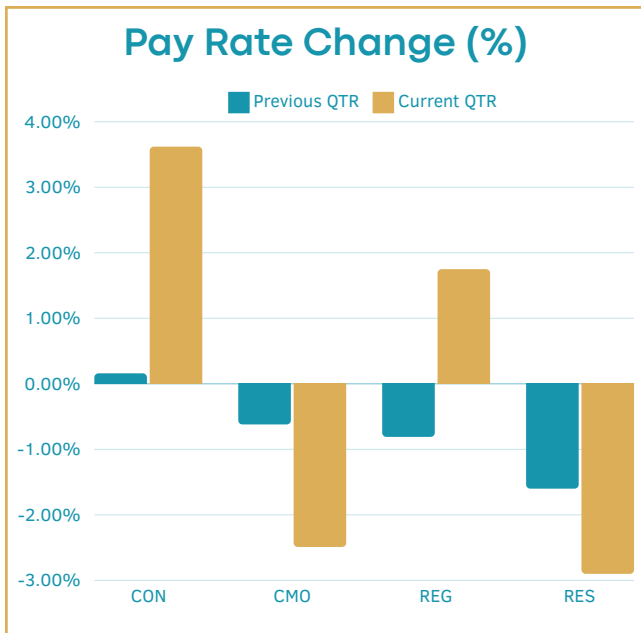
\$2,500

\$2,273

Emergency Medicine

MOST IN DEMAND HOSPITALS

- Launceston General Hospital
- Kalgoorlie Health Campus
- Narrabri Hospital



CONSULTANT

HIGHEST RATE

AVERAGE RATE

\$3,600

\$2,665

CMO

HIGHEST RATE

AVERAGE RATE

\$2,800

\$1,575

REGISTRAR

HIGHEST RATE

AVERAGE RATE

\$2,800

\$1,408

RESIDENT

HIGHEST RATE

AVERAGE RATE

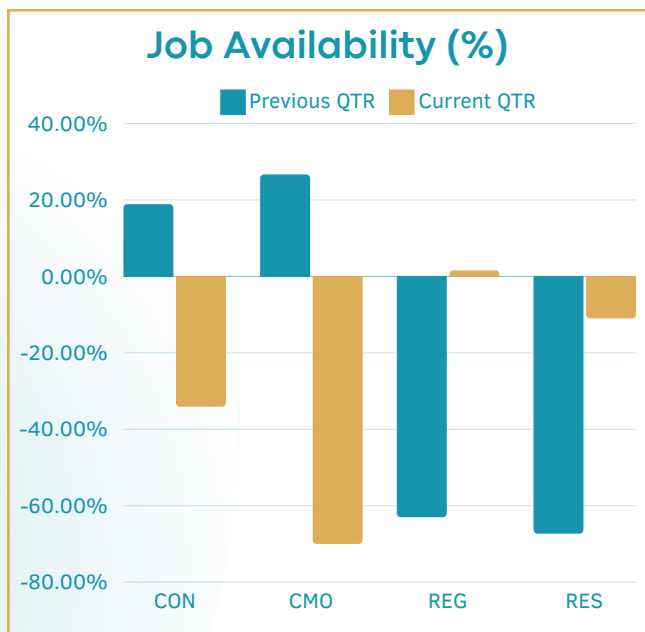
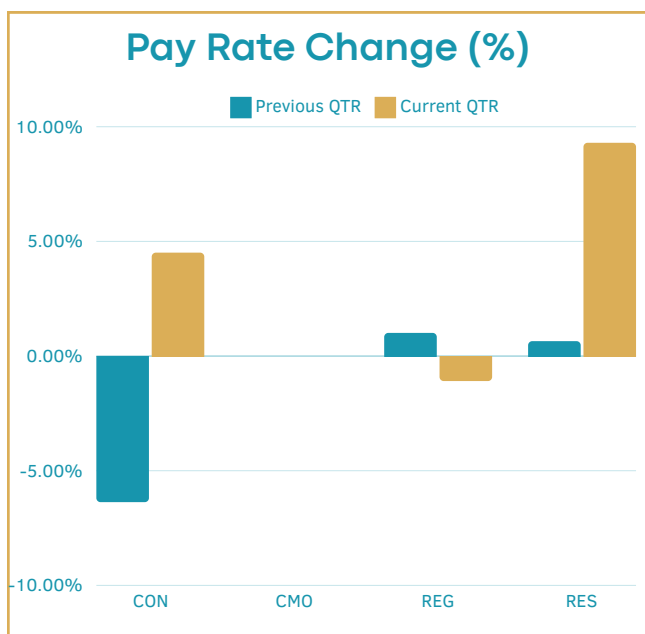
\$1,800

\$1,053

Intensive Care

MOST IN DEMAND HOSPITALS

- Bundaberg Hospital
- Hervey Bay Hospital
- Mildura Base Public Hospital



CONSULTANT

HIGHEST RATE

\$3,000

AVERAGE RATE

\$2,543

CMO

HIGHEST RATE

\$1,360

AVERAGE RATE

\$1,200

REGISTRAR

HIGHEST RATE

\$2,000

AVERAGE RATE

\$1,413

RESIDENT

HIGHEST RATE

\$1,600

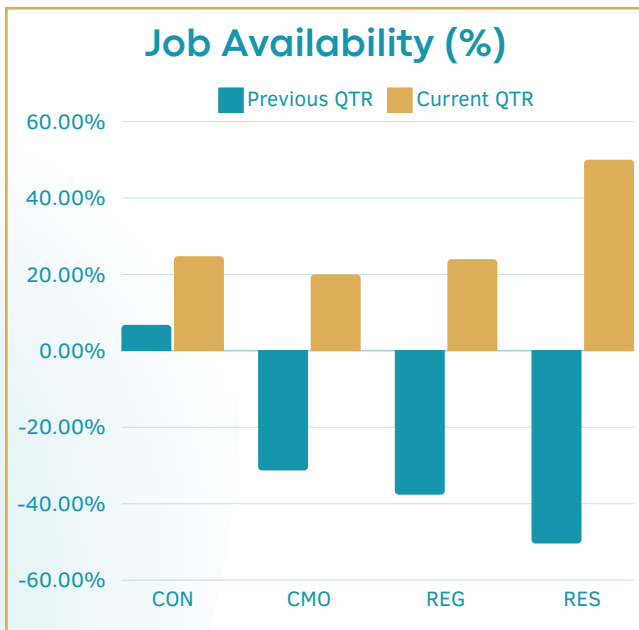
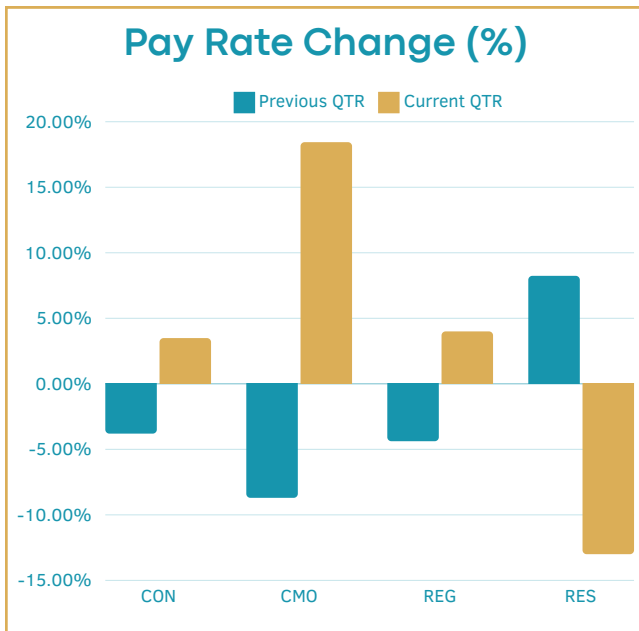
AVERAGE RATE

\$1,085

Medicine

MOST IN DEMAND HOSPITALS

- John Hunter Hospital
- Mount Isa Base Hospital
- North West Regional Hospital



CONSULTANT

HIGHEST RATE	AVERAGE RATE
\$4,000	\$2,332

CMO

HIGHEST RATE	AVERAGE RATE
\$3,000	\$1,400

REGISTRAR

HIGHEST RATE	AVERAGE RATE
\$2,300	\$1,299

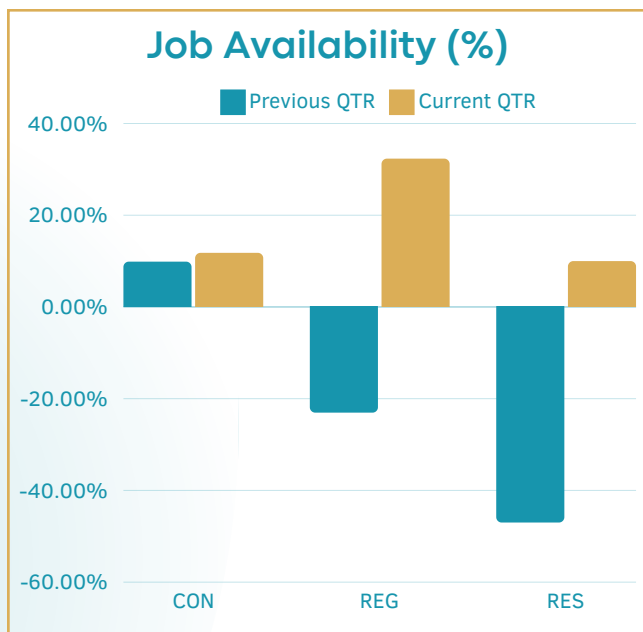
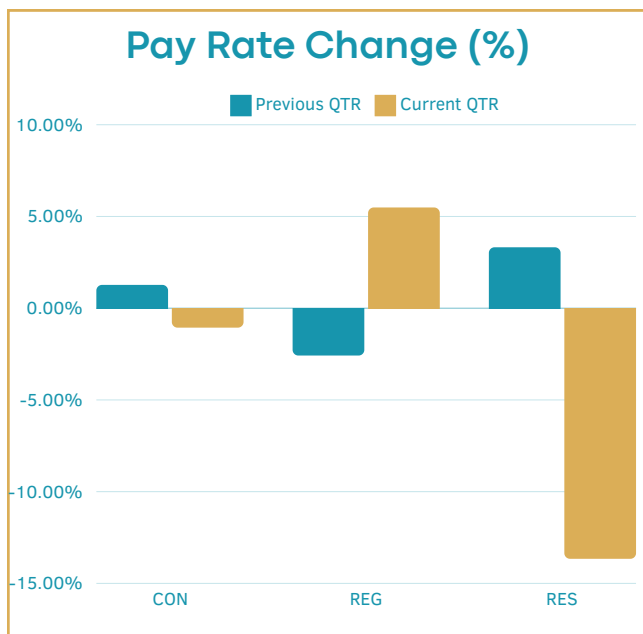
RESIDENT

HIGHEST RATE	AVERAGE RATE
\$1,760	\$1,011

Obstetrics & Gynaecology

MOST IN DEMAND HOSPITALS

- Shoalhaven Hospital
- Moruya Hospital
- Shepparton Hospital



CONSULTANT

HIGHEST RATE	AVERAGE RATE
\$4,000	\$2,775

REGISTRAR

HIGHEST RATE	AVERAGE RATE
\$2,656	\$1,549

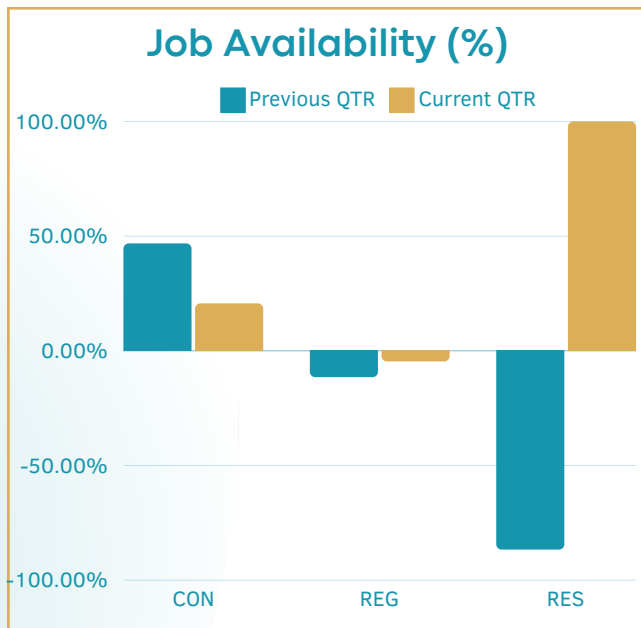
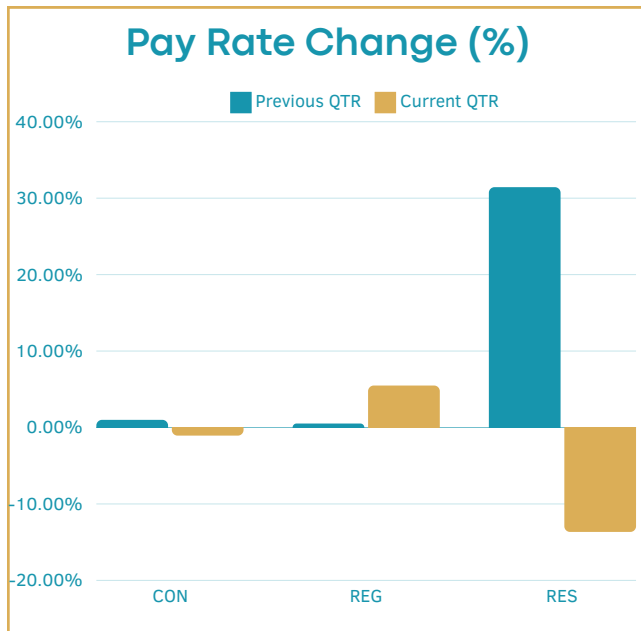
RESIDENT

HIGHEST RATE	AVERAGE RATE
\$1,200	\$986

Paediatrics

MOST IN DEMAND HOSPITALS

- John Hunter Hospital
- Broken Hill Base Hospital
- Geraldton Hospital



CONSULTANT

HIGHEST RATE

AVERAGE RATE

\$4,000

\$2,511

REGISTRAR

HIGHEST RATE

AVERAGE RATE

\$2,240

\$1,353

RESIDENT

HIGHEST RATE

AVERAGE RATE

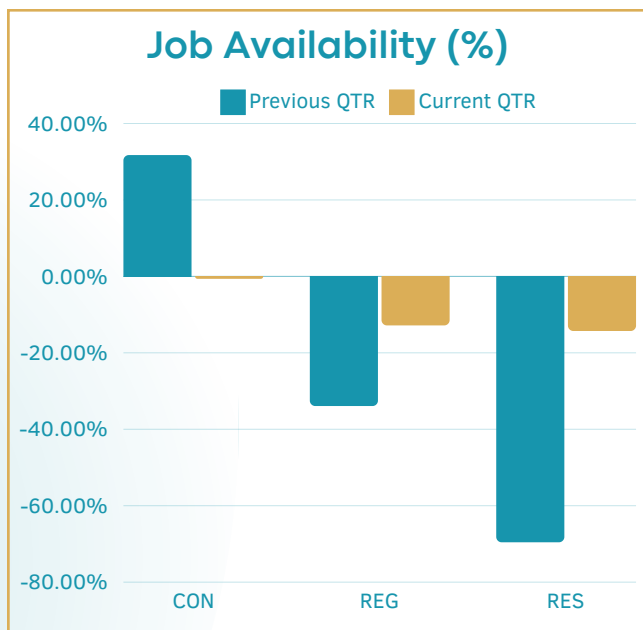
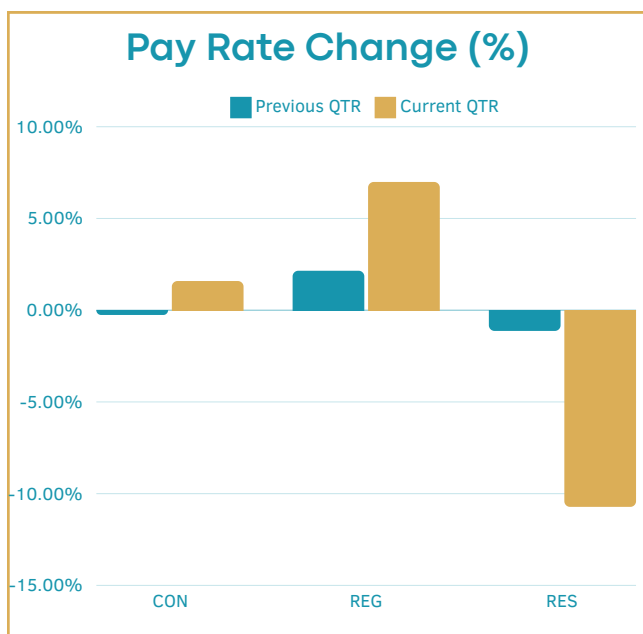
\$1,600

\$1,070

Psychiatry

MOST IN DEMAND HOSPITALS

- Whyalla Hospital and Health Service
- Swan CAMHS
- St John of God Richmond Hospital



CONSULTANT

HIGHEST RATE	AVERAGE RATE
\$3,000	\$2,520

REGISTRAR

HIGHEST RATE	AVERAGE RATE
\$2,200	\$1,396

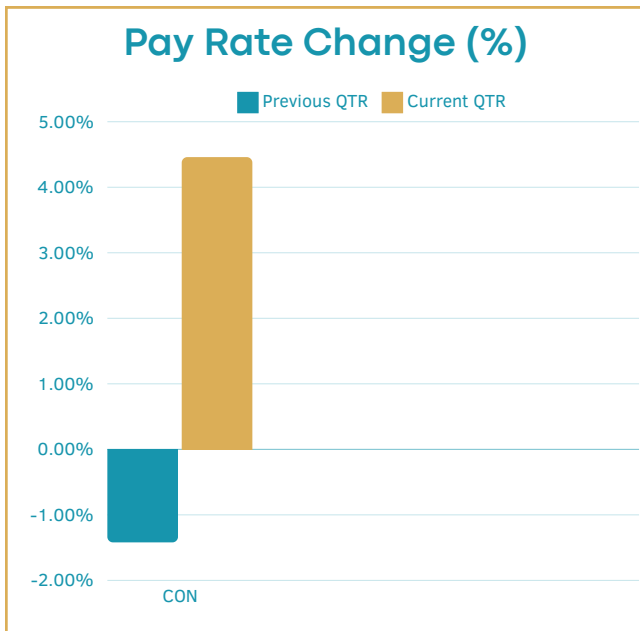
RESIDENT

HIGHEST RATE	AVERAGE RATE
\$1,040	\$888

Rural and Remote

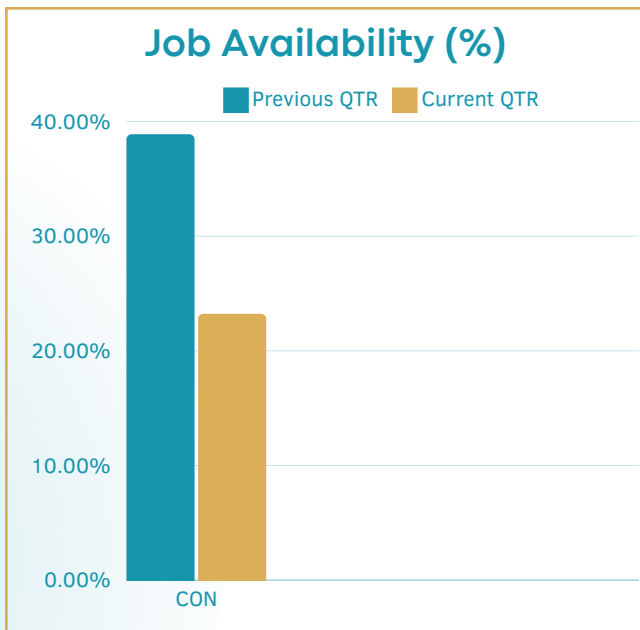
MOST IN DEMAND HOSPITALS

- Armidale Hospital
- Carnarvon Hospital
- Mersey Community Hospital



CONSULTANT

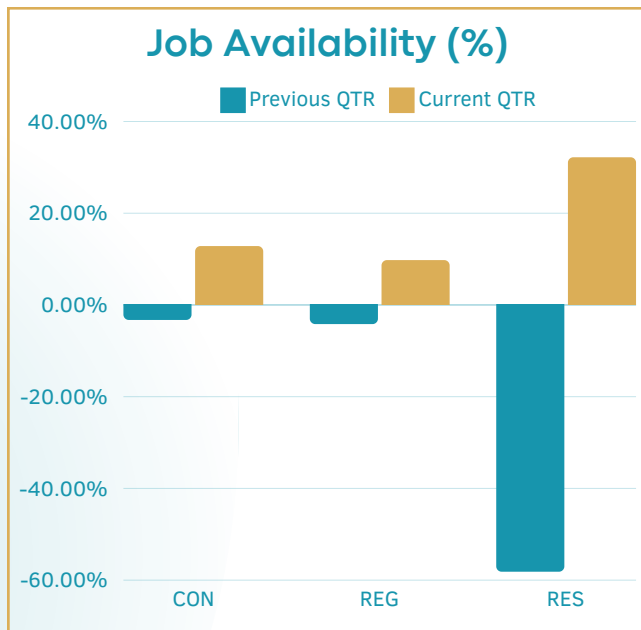
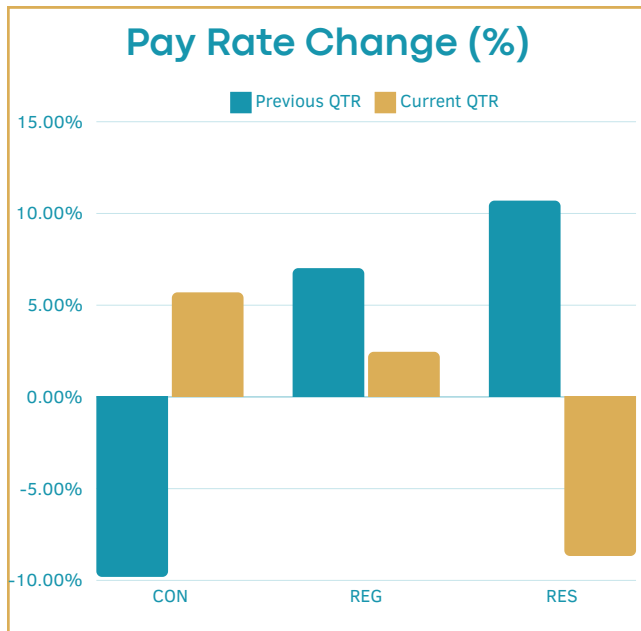
HIGHEST RATE	AVERAGE RATE
\$3,700	\$2,462



Surgery

MOST IN DEMAND HOSPITALS

- Coffs Harbour Hospital
- Townsville University Hospital
- Wollongong Hospital



CONSULTANT

HIGHEST RATE	AVERAGE RATE
\$5,000	\$2,476

REGISTRAR

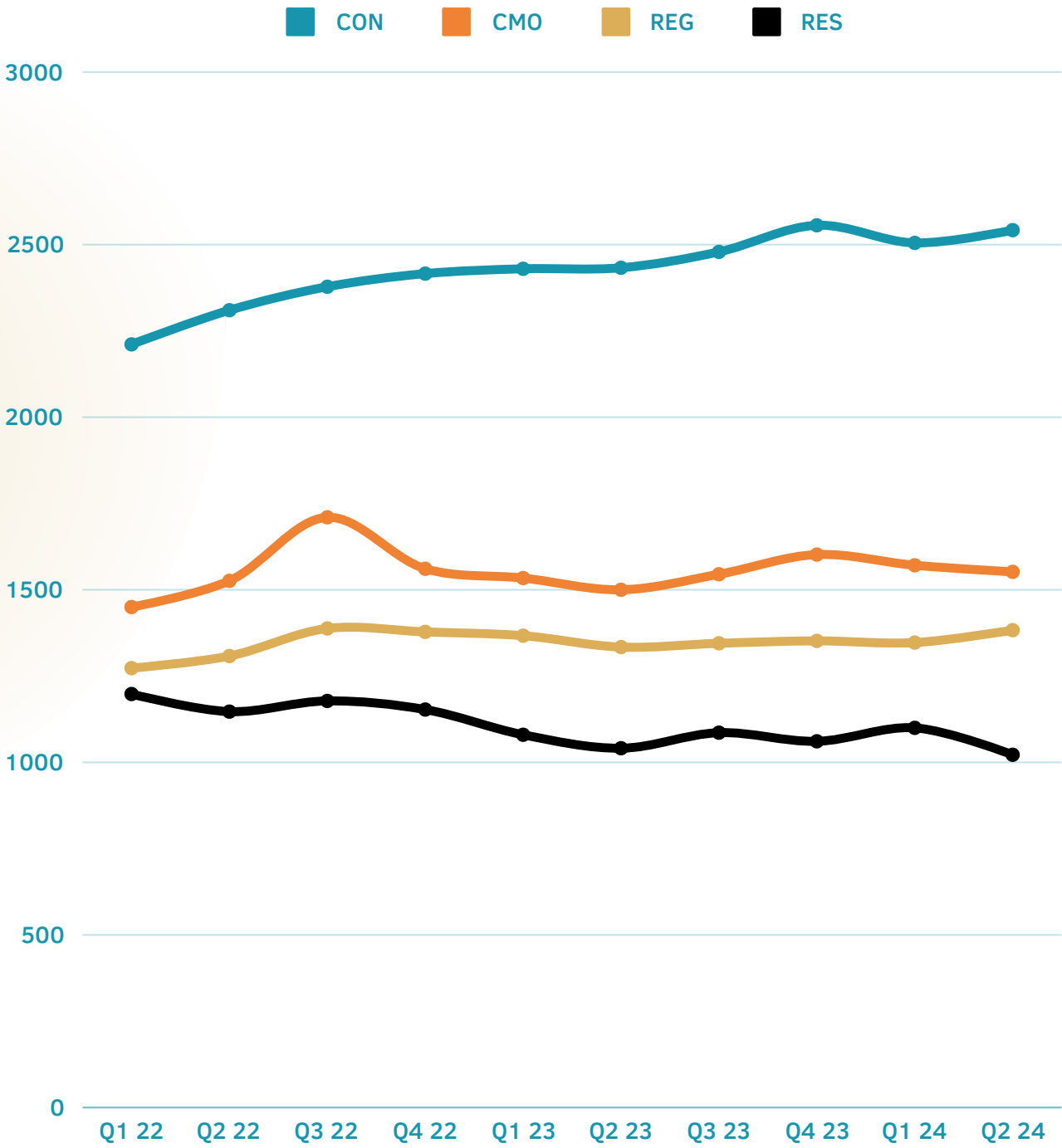
HIGHEST RATE	AVERAGE RATE
\$2,000	\$1,289

RESIDENT

HIGHEST RATE	AVERAGE RATE
\$1,280	\$938

The Overall Trend

Pay Rate



The Overall Trend

Jobs

